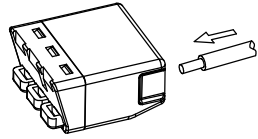
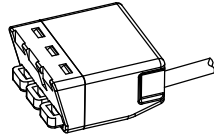


安装操作说明 Installation Instructions

1. 单股导线接线操作说明 Instruction of solid wire insertion

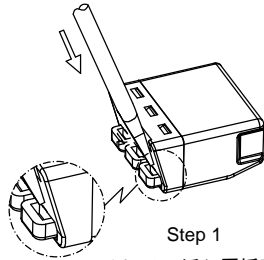


Step 1
直接插入导线
Insert the wire

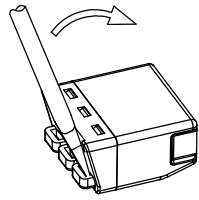


Step 2
接线完成
Wire locked

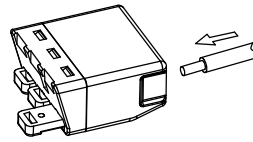
2. 多股导线接线操作说明 Instruction of stranded wire insertion



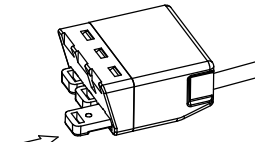
Step 1
将螺丝刀插入压板凹槽
Insert screwdriver into
the groove of the lever



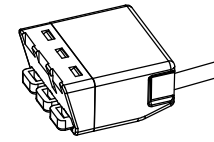
Step 2
旋转螺丝刀撬出压板
Rotate the screwdriver
and move out the lever



Step 3
接入导线
Wire insertion

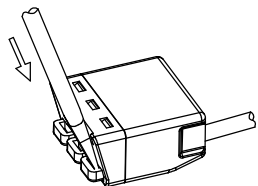


Step 4
按下压板锁线
Push the lever to lock

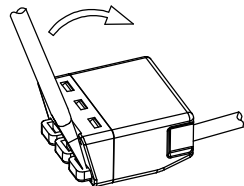


Step 5
接线完成
Wire locked

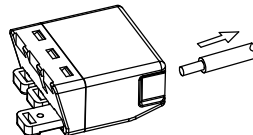
3. 移除导线操作说明 Instruction of wire removal



Step 1
将螺丝刀插入压板凹槽
Insert screwdriver into
the groove of the lever



Step 2
旋转螺丝刀撬出压板
Rotate the screwdriver
and move out the lever



Step 3
移除导线
Remove the wire